



London Psychometric  
Laboratory Sample

# Psychometric Laboratory

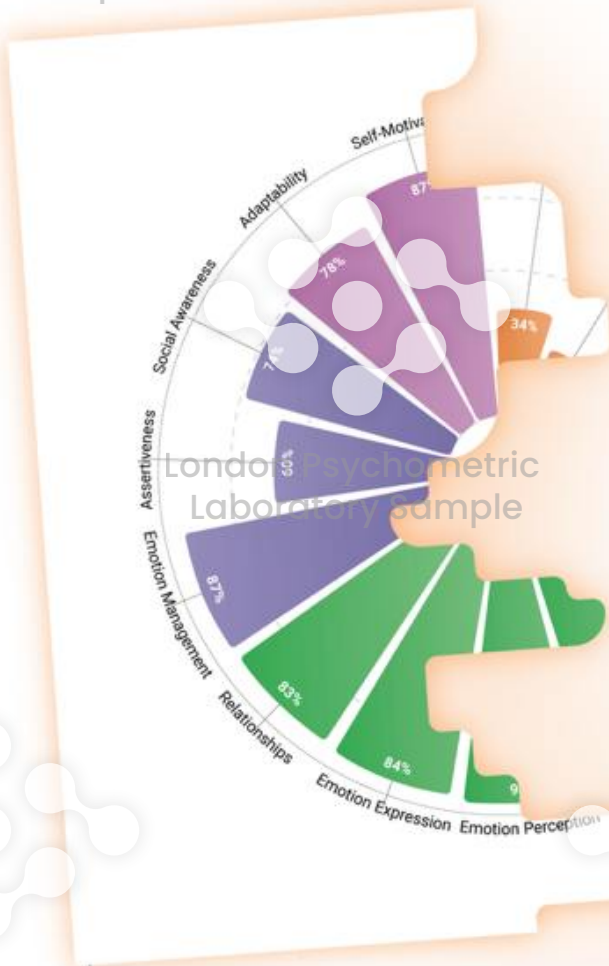
London Psychometric  
Laboratory Sample

## TEIQue® Compatibility Report Admin Test

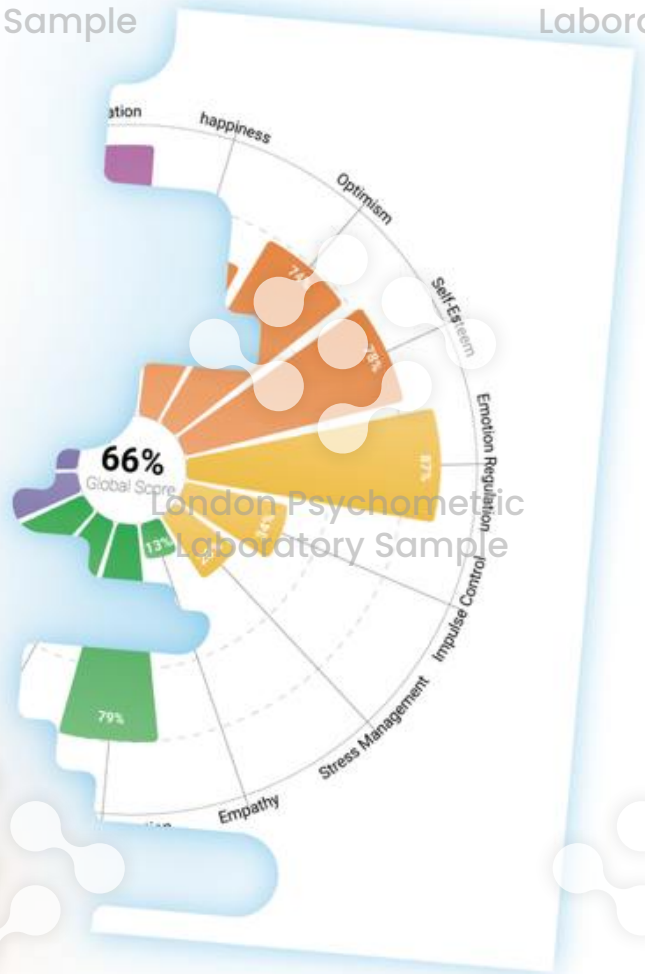
Psychometric  
Laboratory Sample

London Psychometric  
Laboratory Sample

London Psychometric  
Laboratory Sample



George Tsingkas



Joe Smith



# CONTENTS

Introduction	London Psychometric Laboratory Sample	3
Summary Graph	London Psychometric Laboratory Sample	4
Elevation Compatibility		9
Scatter Compatibility		9
Shape Compatibility		10
TEIQue® Signature Match Score		10

Psychometric  
Laboratory Sample

London Psychometric  
Laboratory Sample

London Psycho  
Laboratory Sa

London Psychometric  
Laboratory Sample

London Psychometric  
Laboratory Sample

Psychometric  
Laboratory Sample

London Psychometric  
Laboratory Sample

London Psycho  
Laboratory Sa



# Introduction to Your **Trait Emotional Intelligence** Compatibility Report

London Psychometric  
Laboratory Sample

London Psychometric  
Laboratory Sample

Thank you for purchasing this pioneering product from LPL Ltd. The TEIQue compatibility reports assess the emotional compatibility of two individuals. Emotional compatibility goes much deeper than conventional compatibility indicators like resources, social class, cultural background, and physical appearance, which often feature prominently in partnership calculations. Even if all these dimensions match, emotional discord can still, on its own, stagnate or break a relationship.

While deriving an index of overall profile similarity may seem straightforward, conceptualizing agreement between profiles is complex, with no single optimal method. Accordingly, these reports include four unique indices of compatibility, each thoroughly explained in its respective section. The indices are based on algorithms designed to quantify the extent of agreement between two profiles across 15 distinct TEIQue facets. We anticipate most of the usage will be for the purposes of assessing romantic partnerships; however, the reports are equally suitable for those wishing to enter into business or other dyadic partnerships such as coach-athlete, artist-curator, mentor-mentee, doctor-patient, writer-editor, etc.

In addition, the profiles compared can also be from different administrations of the TEIQue to the same individual (e.g., before and after an intervention or training) or from two observers of a single individual (e.g., two clinical experts rating a client). It's important to note that these reports mainly assess the conscious aspects of personality, which represent just one part of the input necessary to establish emotional compatibility in a dyad. The subconscious mind plays a potentially larger role and requires altogether different methodologies to uncover. However, incorporating the information from this report into your decision-making is certainly better than ignoring it.

We trust you will find this information helpful and wish you the best in your future endeavors.

Sincerely,  
Konstantinos V. Petrides  
London Psychometric  
Laboratory Sample

London Psychometric  
Laboratory Sample

Psychometric  
Laboratory Sample

London Psychometric  
Laboratory Sample

London Psycho  
Laboratory Sa



## Summary

London Psychometric Laboratory Sample  
**Candidate 1**  
George Tsingkas



London Psychometric Laboratory Sample  
**Candidate 2**  
Joe Smith



## TEIQue Facets Comparison

### Well-Being


#### Happiness



#### Optimism




#### Self-Esteem



### Self-Control

#### Emotion Regulation



#### Impulse Control



#### Stress Management



Psychometric Laboratory Sample

London Psychometric Laboratory Sample

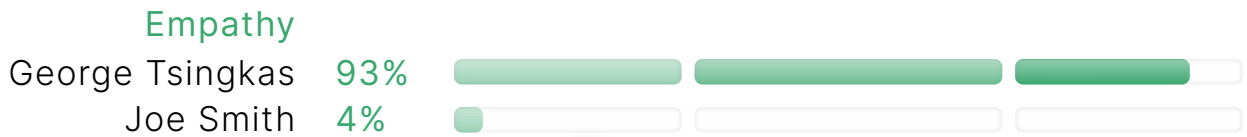
London Psychometric Laboratory Sample



## Summary

### TEIQue Facets Comparison

#### Emotionality



#### Emotion Perception



#### Emotion Expression



#### Relationships



#### Sociability

##### Emotion Management



##### Assertiveness



##### Social Awareness






# Summary

## TEIQue Facets Comparison

### Independent Facets



Psychometric Laboratory Sample

London Psychometric Laboratory Sample

London Psychometric Laboratory Sample

London Psychometric Laboratory Sample

London Psychometric Laboratory Sample

Psychometric Laboratory Sample

London Psychometric Laboratory Sample

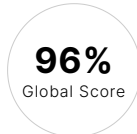
London Psychometric Laboratory Sample



London Psychometric  
Laboratory Sample



London Psychometric  
Laboratory Sample



**96%**  
Global Score

George Tsingkas



Psychometric  
Laboratory Sample



London Psychometric  
Laboratory Sample



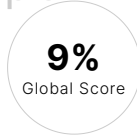
London Psycho  
Laboratory Sa



London Psychometric  
Laboratory Sample



London Psychometric  
Laboratory Sample



**9%**  
Global Score

Joe Smith



Psychometric  
Laboratory Sample



London Psychometric  
Laboratory Sample



London Psycho  
Laboratory Sa



## Elevation Compatibility

This index is represented as a percentage, ranging from 1% to 100%. It is calculated based on the average score across the 15 TEIQue facets and indicates the overall level of trait emotional intelligence. It is important to note that high trait EI scores are not inherently good or desirable, nor are low scores inherently bad or undesirable. Instead, the adaptive value of high and low scores should be determined based on the specific context. The question this index addresses is: How similar are the two TEIQue profiles in terms of their elevation?



Psychometric  
Laboratory Sample



London Psychometric  
Laboratory Sample

London Psychometric  
Laboratory Sample

## Scatter compatibility

This index is represented as a percentage, ranging from 1% to 100%. It is calculated based on the variability among the 15 TEIQue facet scores and indicates the degree of fluctuation in the profile. High scores in some facets versus low in others would indicate a high degree of profile scatter. A high level of scatter might suggest a more complex personality profile, where the individual exhibits a wider range of characteristics. The question this index addresses is: How similar are the two TEIQue profiles in terms of their variability?

London Psychometric  
Laboratory Sample

Psychometric  
Laboratory Sample

London Psychometric  
Laboratory Sample

London Psycho  
Laboratory Sa



## Shape compatibility

This index is represented as a percentage, ranging from 1% to 100%. It reflects the specific pattern of an individual's scores across the 15 TEIQue facets, indicating which ones are high and which low. Profile shape can be used to understand how the various trait EI facets manifest in relation to each other, providing a holistic view of someone's psychological makeup. While there is no statistic quantifying the shape of an individual profile, it is possible to quantify the similarity of shapes of two different TEIQue profiles, that is, the extent to which the configuration of scores in one TEIQue profile corresponds to the configuration of scores in another. The question this index addresses, then, is: How similar are the two TEIQue profiles in terms of their shape?

Psychometric Laboratory Sample

London Psychometric Laboratory Sample

London Psychometric Laboratory Sample

## TEIQue® Signature Match Score

This index is represented as a percentage, ranging from 1% to 100%. It aims to integrate information about profile elevation, variability, and shape into a single coherent index of overall profile similarity. Profile shape, as the most critical element in assessing profile similarity, contributes significantly to this index. However, shape alone is not always an adequate indicator of similarity. For instance, two profiles could have the same configuration, but differ significantly in their facet score levels. Combining the three profile elements of shape, elevation, and scatter offers simplicity – a key benefit of the TEIQue® Signature Match Score – but comes at the cost of reduced nuance. Thus, for a comprehensive understanding of profile similarity, it is advisable to consider all three elements with emphasis on shape compatibility. Bearing these caveats in mind, the question that the TEIQue® Signature Match Score seeks to address is: How similar are the two TEIQue profiles overall?



Psychometric Laboratory Sample

London Psychometric Laboratory Sample

London Psychometric Laboratory Sample



London Psychometric  
Laboratory Sample

London Psychometric  
Laboratory Sample

# Get To Know Thyself

Register your interest at

[teique.com/register](https://teique.com/register)

London Psychometric  
Laboratory Sample

London Psychometric  
Laboratory Sample



Psychometric  
Laboratory Sample

Understand your personality  
and boost self-awareness

London Psychometric  
Laboratory Sample

Consciously reboot your life  
experience

London Psycho  
Laboratory Sample

Create time by overcoming  
self-handicapping habits